

50" Android Freestanding Digital Posters



Overview

Integrated Android Media Player

The integrated Android Media Player allows for super fast updates. If required you can also run third party Digital Signage software via the Android PC board.



Network Upgrade

The screen can be upgraded to become a network screen that unlocks a host of new features including remote updates and multiple media zones.

Giant Tablet Styling

Designed to resemble a giant smartphone or tablet. The sleek and sexy look is achieved with a striking aluminium surround and stunning IPX1 rated edge-to-edge glass.

LED Backlight

Improves brightness and contrast as well as improving their lifespan and reducing their power consumption. Unlike other forms of light this technology is mercury free; making it even more eco-friendly. The panel and backlight have a lifespan in excess of 50,000 hours.

Plug and Play


Plug and Play is the easiest and most simple way to upload content to the screen. Simply load images and videos on a USB stick, insert in the display. Wait for your content to copy over and then remove. Your images and videos will now play in a continuous loop

Commercial Grade

Designed for use in commercial applications this screen can run 24/7. No external buttons or controls to avoid tampering.

Free Integrated Castors

Designed with discreet retractable castors for easy manoeuvrability; once the screen is in position the wheels can be retracted.




IPS Panel

With 450cd/m² the IPS panel shines brighter than any domestic television while delivering superior image quality and colour depth at 178° ultra wide viewing angle for portrait orientation.

Internal Locker


If you want to use the screen as a monitor you can attach devices via HDMI and VGA.






Plug and Play

These displays have their own built in HD Android media player and require no additional hardware or software. Load your pictures and videos onto a USB stick, open the screen's locker door and insert the USB stick, this copies the files to the screen's internal memory. Once you remove the USB stick your pictures and videos will play in a continuous loop. It couldn't be simpler to get your content onto the screen.



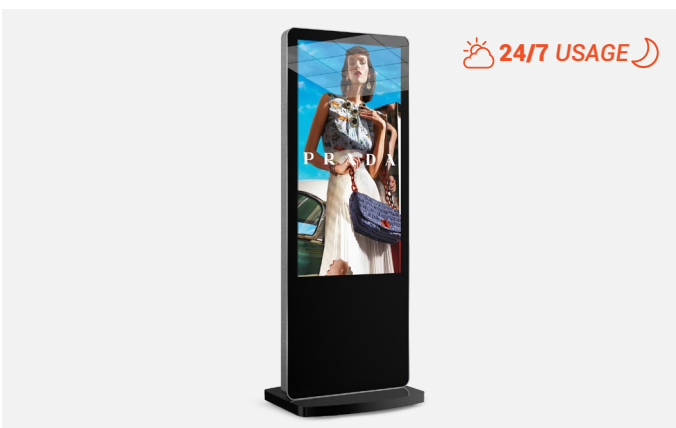
Free Scheduling Software

You can update your screen by simply copying your images and videos directly onto your USB stick but if you have more complicated requirements you can use the free scheduling software that comes with the screen. This software allows you to display different content at certain times of the day, for example a restaurant could display breakfast menus in the morning, lunch menus in the afternoon and dinner menus in the evening. You can also set image duration and transition effects using this software.



IPS Panel

Accurately displays an image's quality and colour depth at an 178° ultra wide viewing angle. There is no fall-off in colour accuracy and no diversion in contrast ratio at wide angles. From bright sunlight to the most challenging lighting environments these displays are designed to reproduce and maintain the ultimate colour temperature for lifelike images. The panel is also optimised for mounting in either landscape or portrait orientation.



24/7 Commercial Use

A commercial grade panel, with a lifespan of 50,000 hours, and high quality components ensure that this display can be in constant use 24/7. Tablet-like styling is achieved thanks to their tempered glass front and robust steel enclosure, framed in an unpainted aluminium surround, unlike cheap imitations



Features

Free Integrated Castors



Integrated Castors are included with your screen at no extra cost, this means you have complete and manoeuvrable signage solution. The castors are retractable so the screen is stable when in the desired location.

Android Media Player



These screens are more easily updatable and faster than ever before. The Android PC board makes it easy to upgrade your screen to be networked. The Android Media Player also allows you to run 3rd party Digital Signage software.

Power Timer



This allows for reduced power usage by automatically powering off in hours that the displays are not required. You can set daily On/Off times for your displays.

Attach External Devices



Should you need to run the screen from an external source, like a PC, you can do so by using the HDMI input or the VGA and 5mm audio jack inputs. There is also a space to fit a small PC or media player inside the lockable compartment.

LED Backlight



The LED backlight used is not only eco-friendly but also ensures the display has enhanced brightness and contrast. This technology increases the lifespan and reduces the power consumption by around 30%. This form of light technology is mercury free; safeguarding this screen's eco friendliness.

Network Upgrade



For a small charge you can also upgrade your screen to be networked, allowing you to remotely update your screen via LAN, WiFi or 3G.



Panel	Display Size	50 Inch	
	Resolution	1080x1920	
	Display Area (mm)	618.4x1097.8	
	Aspect Ratio	16:9	
	Brightness (cd/m2)	450	
	Colour	16.7M	
	Viewing Angle	178°	
	Contrast Ratio	4000:1	
Audio	Speaker Type	5W, 8Ω (x2)	
AV Inputs	Video	HDMI, VGA	
	Audio	Audio Socket (3.5mm)	
Power	Power Consumption (W)	100	
	Input Voltage	AC110~240V (50Hz~60Hz)	
Mechanical	Unit Size (WxHxD mm)	747x1862x50	
	Package Size (WxHxD mm)	835x2010x535	
	Footprint (WxH mm)	747x400	
	Net Weight (kg)	82	
	Gross Weight (kg)	90	
Environmental	Operating Temperature	0 °C to 50 °C	
	Storage Temperature	-30°C to 60°C	
	Operating Humidity	10% to 80%	
	Storage Humidity	5% to 95%	
Computer	Internal Media Player	Media Formats	Video (MPG, AVI, MP4, RM, RMVB, TS), Audio (MP3, WMA), Image (JPG, GIF, BMP, PNG)
		Media Resolution	1080x1920
		Internal Memory	6GB
		CPU	Quad-Core Cortex-A17@1.61GHz
		GPU	Mali-T760 MP4 @600MHz
		RAM	2GB DDR3
		ROM	8GB NAND
		USB	USB2.0 HOST (x2)
		LAN	10/100M Ethernet (Network Version Only)
		Wi-Fi	802.11b/g/n/ac (Network Version Only)
		OS	Android 5.1.1
Graphic Engine	OpenGL ES 1.1/2.0/3.0/3.1, OpenCL 1.1, Renderscript, Direct3D 11.1		
Accessories	Included	Scheduling Software, Remote Control, Key, User Manual	
	Optional	Network Upgrade, Touch Screen Upgrade	

Technical Drawing:

